



# Mobiltech

Recommendations for perfect seams in automotive interiors

# GROZ-BECKERT®

## Groz-Beckert KG

Parkweg 2, 72458 Albstadt, Germany

Phone +49 7431 10-0, Fax +49 7431 10-2777

contact-sewing@groz-beckert.com

www.groz-beckert.com

### Needle point styles for the desired seam appearance in leather

#### LR-point



#### Application:

- Decorative lockstitch seams in soft to medium-hard leather
- For all types of leather

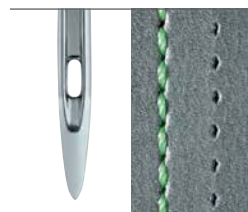
#### LL-point



#### Application:

- Straight seams with uniform closed appearance
- For virtually all common types of leather

#### S-point



#### Application:

- Straight seams with relatively tight stitch formation in leather
- For soft to medium-hard leather
- Seams located directly on an edge

#### SD-point




#### Application:

- Straight seam position (slightly irregular)
- For soft leather (clothing leather)
- For multi-directional applications

Both DH and D points are suitable for medium-hard to hard leather and for medium to long stitches.

### Needle point styles for interior fabrics

#### R-point



#### Application:

- Standard for lockstitch, woven fabrics, coated woven fabrics, artificial leather

#### RG-point



#### Application:

- Standard for chain stitch

#### FFG-point



#### Application:

- For general knitted fabrics, woven fabrics made from cotton and/or synthetic sewing fabric



General recommendations for needle sizes and point styles

Material	Point style		Needle size	
	Decorative seams	Joining seams and multi-directional sewing operations	Needle size	Joining seams and multi-directional sewing operations
Leather (with and without foam lining)	LR, LL, S (defined seam positions), R, RG, SD, DH	R, SD, RG <sup>1</sup>	Nm 110–140	Nm 90–110 (depending on the sewing thread size)
Artificial leather (with and without foam lining)	LR, LL, S (defined seam positions), R, RG, SD, DH	R, SD, RG	Nm 110–140	Nm 90–110 (depending on the sewing thread size)
Material combination <b>Leather/artificial leather</b> (with and without foam lining)	LR, LL, S (defined seam positions), R, RG, SD, DH	R, SD, RG	Nm 110–140	Nm 90–110 (depending on the sewing thread size)
Material combination <b>woven/felt</b>	R, RG		Nm 110–140 (depending on the material and sewing thread size)	
Material combination <b>Leather/felt + cardboard/felt</b>	DH, D		Nm 110–140 (depending on the material and sewing thread size)	
Material combinations <b>Leather/textile + artificial leather/textile</b>	R, RG, FFG		Nm 90–120 (depending on the material and sewing thread size)	
<b>Woven fabrics</b> (with and without foam lining)	R, RG, FFG		Nm 90–120 (depending on the material and sewing thread size)	
<b>Knit fabrics (warp and weft knit)</b> with and without foam lining	RG, FFG		Nm 90–110 (depending on the material and sewing thread size)	
<b>Artificial leather</b>	R, RG <sup>2</sup>		Nm 120–140	
<b>Airbag</b>	R, RG <sup>2</sup>		Nm 140–180 (depending on the material and sewing thread size)	
<b>Seat belts</b>	R, RG <sup>2</sup>		Nm 160–230 (depending on the material and sewing thread size)	
<b>Floor mats</b> (edged)	R, RG <sup>2</sup>		Nm 140–230 (depending on the material and sewing thread size)	


<sup>1</sup> Recommendation: Use the SAN® 12 needle    <sup>2</sup> Recommendation: Use the SAN® 5 needle




Leather



Artificial leather




Combination of leather / artificial leather



Combination of woven / felt




Woven fabric



Knit fabric



Artificial leather



Airbag



Seat belts



Floor mats



Combination of leather / textile